



WA'S WIDEST FLEET RANGE

Pilbara Proven

LIGHT COMMERCIAL, 4WD, BUSES, TRUCKS,
CARS AND SPECIALTY VEHICLES



FLEET GUIDE

Since 1998, Raw Hire has grown to be the leading provider of vehicle hire in WA.

Since 1998, Raw Hire has grown to be a leading provider of vehicle hire in WA with some important differences.

With a fleet of over 1100 vehicles, Raw Hire offers a diversified, adaptable solution with a comprehensive range of after market safety and site specification accessories. Offering passenger and specialty vehicles, Raw Hire

are your “one stop shop” for hire of trucks, buses and light commercial vehicles.









Born of the Pilbara, we understand the challenges of the remote, harsh environments and seek to overcome these with dedicated in house servicing, flexible solutions and a “whatever it takes to get you there” attitude. This attitude has allowed the company to expand

operations across the state and offer hire to industries including mining, construction, oil & gas, government and many others.

Supported by a dedicated and experienced account management and technical team, Raw Hire commits to providing clients with the right equipment, at the right price at the right time, backed with 24 hour emergency support.

Specifications for each vehicle type can be found online at rawhire.com.au or requested but may vary depending on make and model.

WELL AND TRAY BODY UTES

VEHICLE DESCRIPTION		DRIVE TYPE	TRANS.	ENGINE	LICENSE
4WD Single Cab Tray Body	2  2 	4WD	Man/Auto	4cyl Diesel	C
2WD Dual Cab Tray Body	4  5 	2WD	Man/Auto	4cyl Diesel	C
4WD Dual Cab Tray Body	4  5 	4WD	Man/Auto	4cyl Diesel	C
4WD Dual Cab Well Body	4  5 	4WD	Man/Auto	4cyl Diesel	C

**NEW! 5 STAR ANCAP
HILUX 4WD DUAL CAB
TRAY NOW AVAILABLE ON
THE RAW HIRE FLEET TO
MEET 2016 STANDARDS.**















OFFROAD CAPABILITY

Powerful 4WD with incredible payload and passenger capacity in the reliability of Toyota Landcruiser.

LANDCRUISERS







VEHICLE DESCRIPTION			DRIVE TYPE	TRANS.	ENGINE	LICENSE
Landcruiser Prado	4 	5 	4WD	Man/Auto	4cyl Diesel	C
Landcruiser 70S Tray Back	2 	3 	4WD	Manual	V8 T. Diesel	C
Landcruiser 70S Dual Cab Tray	4 	5 	4WD	Manual	V8 T. Diesel	C
Landcruiser 70S Wagon	4 	5 	4WD	Manual	V8 T. Diesel	C
Landcruiser 200 Series	4 	5 	4WD	Automatic	V8 T. Diesel	C



ALL TERRAIN VEHICLES







Raw Hire has a number of 4WD buses and trucks available for hire. Ready for the toughest challenge.

BUSES AND MINIBUSES









VEHICLE DESCRIPTION		DRIVE TYPE	TRANS.	ENGINE	LICENSE
12 Seat Commuter	12 	2WD	Man/Auto	4cyl Diesel	C
18 Seat 4WD Bus	18 	4WD	Manual	4cyl Diesel	MR(F)
21 Seat 4WD Bus	21 	4WD	Manual	4cyl Diesel	MR(F)
21 Seat Bus	21 	2WD	Manual	4/6cyl Diesel	MR(F)
25 Seat Bus	25 	2WD	Manual	4cyl Diesel	MR(F)
52 Seat Bus	52 	2WD	Auto	6/8cyl Diesel	MR(F)

(F) Extension Required for Commercial Use


SEDANS AND HATCHBACKS

VEHICLE DESCRIPTION		DRIVE TYPE	TRANS.	ENGINE	LICENSE
Sedan	4  5 	2WD	Automatic	4cyl Petrol	C
Wagon	4  5 	AWD	Man/Auto	4cyl Petrol	C
Hatch	4  5 	2WD	Manual	4cyl Petrol	C

FLAT BED TRUCKS

VEHICLE DESCRIPTION		DRIVE TYPE	TRANS.	ENGINE	LICENSE
2.5T Dual Cab	7 	2WD	Man/Auto	4cyl Diesel	C/LR *
3T 4WD Dual Cab	7 	4WD	Manual	4cyl Diesel	LR *
4T Dual Cab	7 	2WD	Manual	4cyl Diesel	MR *
6T Single Cab	3 	2WD	Manual	6cyl Diesel	MR *
6T Dual Cab	7 	2WD	Manual	6cyl Diesel	MR *
7T 4WD Single Cab	3 	4WD	Manual	6cyl Diesel	MR *
9T Single Cab	3 	2WD	Manual	6cyl Diesel	MR *
10T Single Cab	3 	2WD	Manual	6cyl Diesel	MR *

TIPPER TRUCKS

VEHICLE DESCRIPTION		DRIVE TYPE	TRANS.	ENGINE	LICENSE
14T Tipper Truck	2/3 	6x4	Auto	8cyl Diesel	HR *

*MAY VARY DEPENDING ON VEHICLE TYPE. RAW HIRE HAVE A VARIATION OF MAKE AND MODEL WITHIN EACH VEHICLE CATEGORY.

Wide range of flat bed trucks with cab protection and three-point access as standard. Single cab, dual cab with handrails available.










TIPPER TRUCKS

Haul up to 11m³ with the tipper truck at competitive rates and site specification available.

CAR CARRIERS AND CRANE TRUCKS

VEHICLE DESCRIPTION		DRIVE TYPE	TRANS.	ENGINE	LICENSE
Car Carriers	3 	2WD	Manual	4cyl Diesel	MR
7T 4WD Crane Truck	3 	4WD	Manual	4cyl Diesel	MR/Hiab
9T Crane Truck	3 	2WD	Manual	4cyl Diesel	MR/Hiab
12T Crane Truck	3 	2WD	Man/Auto	6cyl Diesel	MR/Hiab

FURNITURE TRUCKS

VEHICLE DESCRIPTION		DRIVE TYPE	TRANS.	ENGINE	LICENSE
2.5T Pantech	3 	2WD	Manual	4cyl Diesel	C Class
6T Pantech	3 	2WD	Manual	6cyl Diesel	MR Class

TRAILERS

TYPE	DESCRIPTION
Cage Trailer	Wire mesh with fall down enclosure.
Furniture Trailer	Enclosed trailer with ramp for accessibility.
Box Trailer	Heavy duty trailer with brakes ideal for welders.

* ON LICENSE FOR CAR CARRIERS & CRANE TRUCKS ONLY

* MAY VARY DEPENDING ON VEHICLE TYPE. RAW HIRE HAVE A VARIATION OF MAKE AND MODEL WITHIN EACH VEHICLE CATEGORY.



SPECIALTY VEHICLES

Water carts, fuel trailers and a wide range of specialty vehicles are available for short and long term hire — commercial and private.



SPECIALTY VEHICLES

VEHICLE DESCRIPTION	DRIVE TYPE	TRANS.	ENGINE	LICENSE
---------------------	------------	--------	--------	---------

Water Cart	2  5 	6x4	Man/Auto	MR Class
15,000L Tank Capacity, Magnum Water Cannon (Cab Controlled), 3” Hydraulically Driven End Suction Centrifugal Pump, 3 X Rear Sprays, Dribble Abr - Gravity Fed, Fire Hose Reel, 4” Ball Valve for Drainage, 3 Point Tray Access LHS, 5 Speed Manual or Automatic, Brakes: ABS, GVM: 23500kg and Power Take Off (PTO).				

Diesel Trailer 1250L Diesel Fuel Capacity

Steel Trailer, Baffled Diesel Tank Along Bottom of Trailer, Fuel Level Gauge, Off Road Tyres, GVM 2000kg, Emergency Spill Response Kit, 12 Volt GPI Diesel Pump 85L/Minute Capacity, Spring Rewind Hose Reel.



Raw Hire offer a range of standard mine fitment options to suit the safety requirements of many of the sites in Western Australia.

MINE FITMENT

STANDARD MINE FITMENT

3 Point Access (Trucks)	Cargo Barrier	Reflective Tape	Tow Bar
ABS Fitted Vehicles	Fire Extinguisher	Reversing Beeper	UHF Radio 40/80 Channel
Airbags	First Aid Kit	Roll Over Prot. Internal	Wheel Chocks
Auto Headlights ON	Flashing Amber Beacon	Safety Hand Rails	Whip Aerial
Battery Isolator	Floor Mats	Safety Triangles	
Bull Bar	High Mounted Rear Lights	Seat Covers	
Cabin Mesh (Trucks)	Reflective ID Number	Second Spare Tyre	

STANDARD CIVIL FITMENT

3 Point Access (Trucks)	Cabin Mesh (Trucks)	Flashing Amber Beacon	Reflective Tape
ABS Fitted Vehicles	Cargo Barrier	Floor Mats	Reversing Beeper
Airbags	Fire Extinguisher	High Mounted Rear Lights	Seat Covers
Auto Headlights ON	First Aid Kit	Reflective ID Number	UHF Radio 40/80 Channel

ADDITIONAL MINE FITMENT (INCLUDES STANDARD MINE FITMENT)

\$5.00 PER DAY

Battery Torch	Remote First Aid Kit	Trolley Jack
High Visibility Vest	Tool Box (Empty)	Water Bottle 20L

EXTRA FITMENT AVAILABLE ON REQUEST

P.O.A.

Additional Fire Extinguisher (2.5kgs, 4.5kgs or 9.0kgs)

For further details, visit rawhire.com.au
or call for a quote

1800 CAR 4 HIRE (1800-227-444)

Whatever it takes to get you there.

**BRANCH
LOCATIONS**

KARRATHA
PORT HEDLAND

NEWMAN
ONSLOW

**AIRPORT
BOOTHS**

KARRATHA
PORT HEDLAND

**PERTH
METRO**

BELMONT